



## EAST BAY REGIONAL NEEDS ASSESSMENT

Warren Chart Book

June 2017

**Organization:**

MJ Datacorp, Ltd.  
211 West 18<sup>th</sup> Street  
Cheyenne, WY 82001

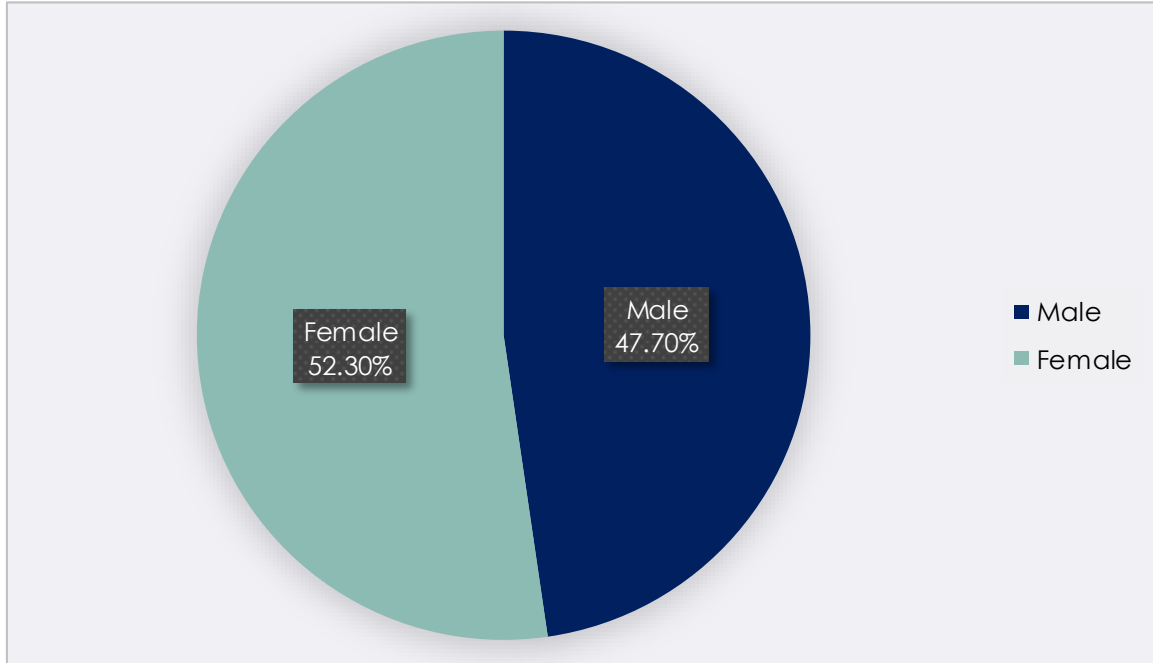
**Point of Contact:**

P. Allison Minugh, Ph.D.  
(307) 634-1808  
[aminugh@mjdatacorp.com](mailto:aminugh@mjdatacorp.com)

## DEMOGRAPHICS

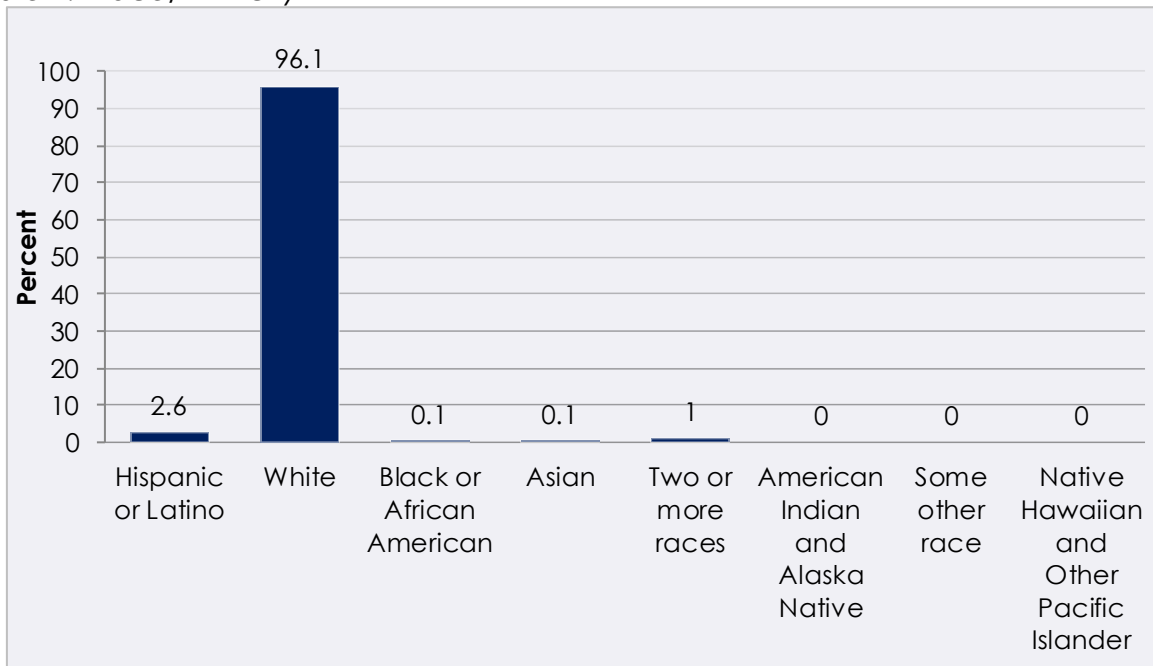
Total Population: 10,532

Figure 1. Gender



Source: American Community Survey 2011-2015 Estimates

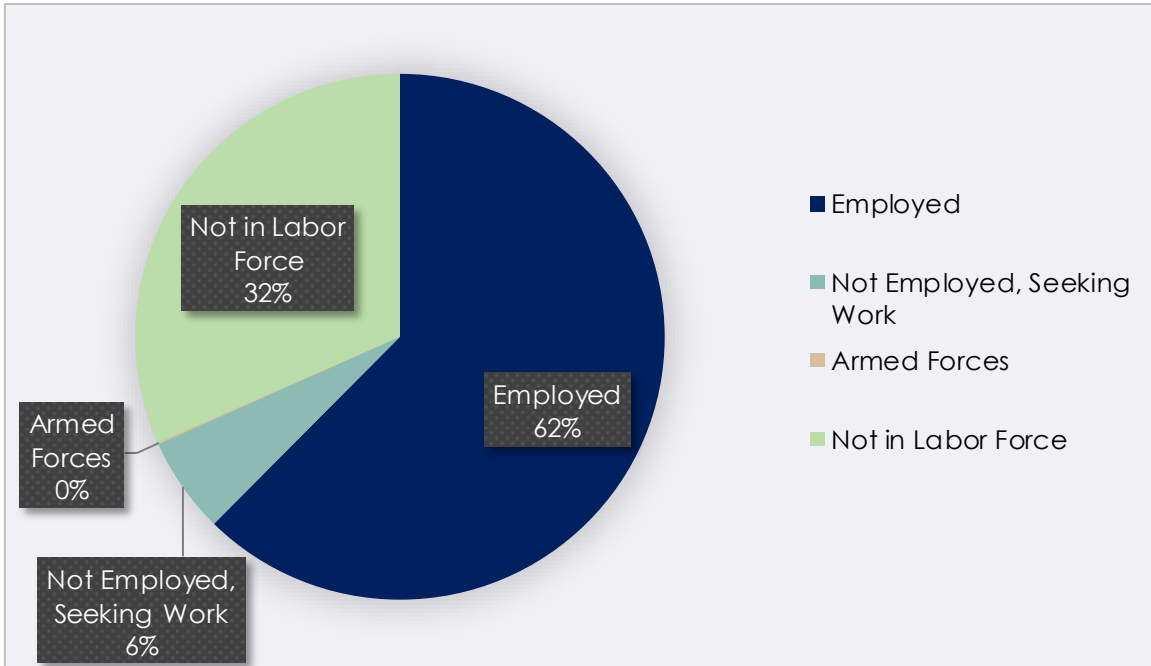
Figure 2. Race/Ethnicity



Source: American Community Survey 2011-2015 Estimates

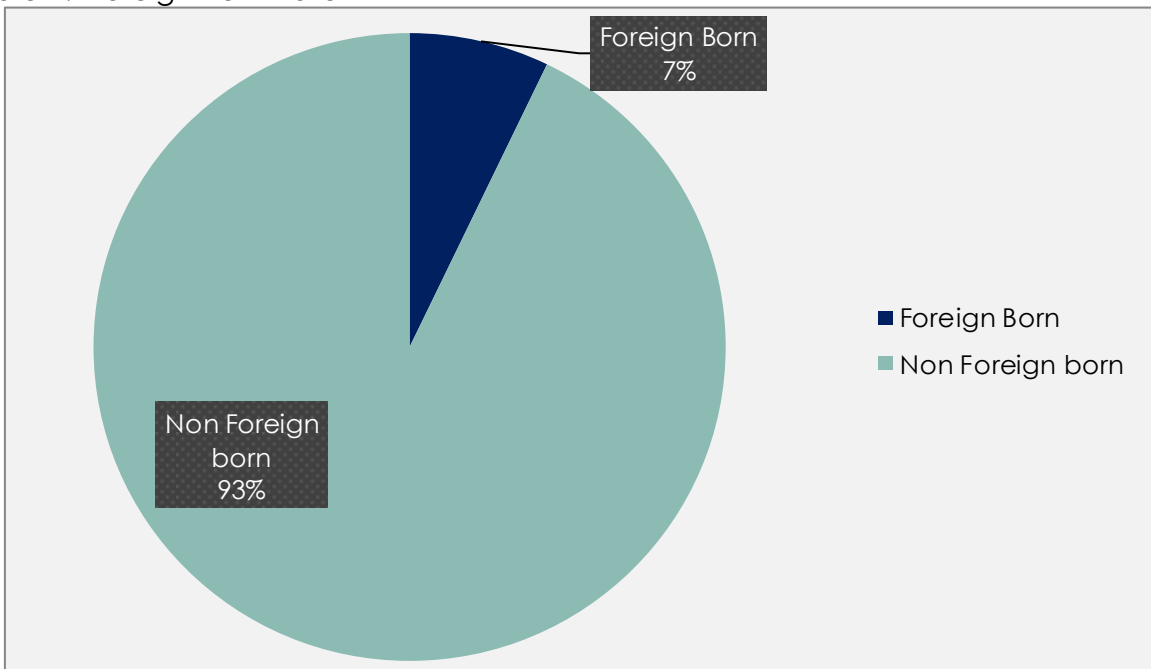
Unemployment Rate, 2016: 5.3%

Figure 3. Labor Force Breakdown, 2011-2015



Source: American Community Survey 2011-2015 Estimates

Figure 4. Foreign Born Rate

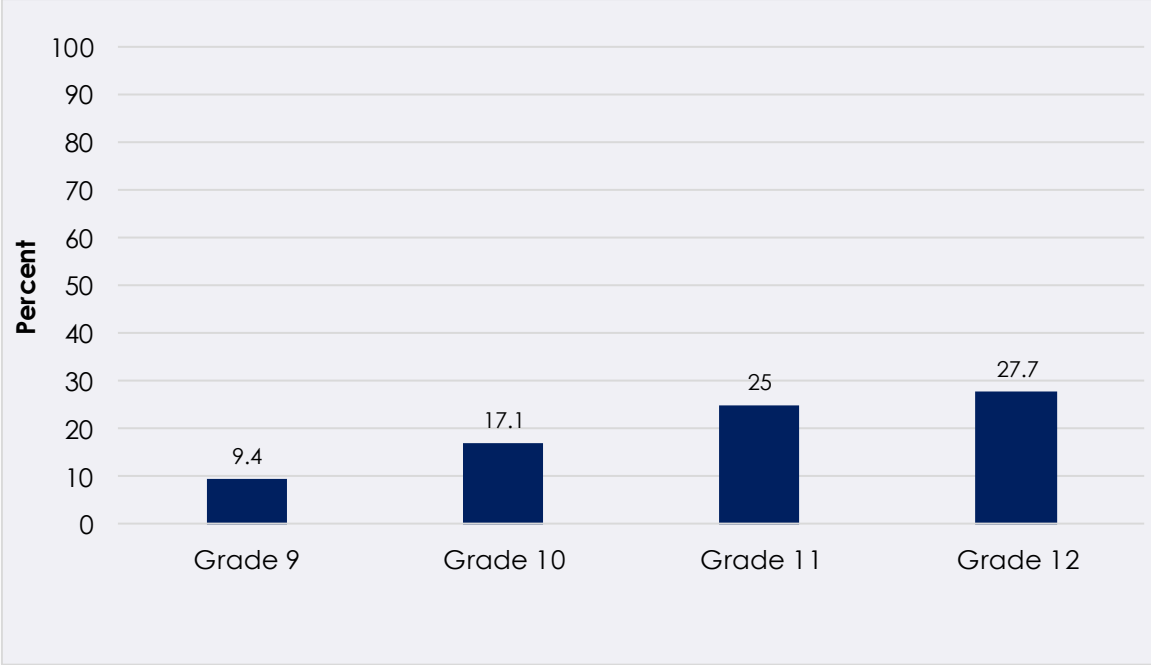


Source: American Community Survey 2011-2015 Estimates

# SUBSTANCE MISUSE

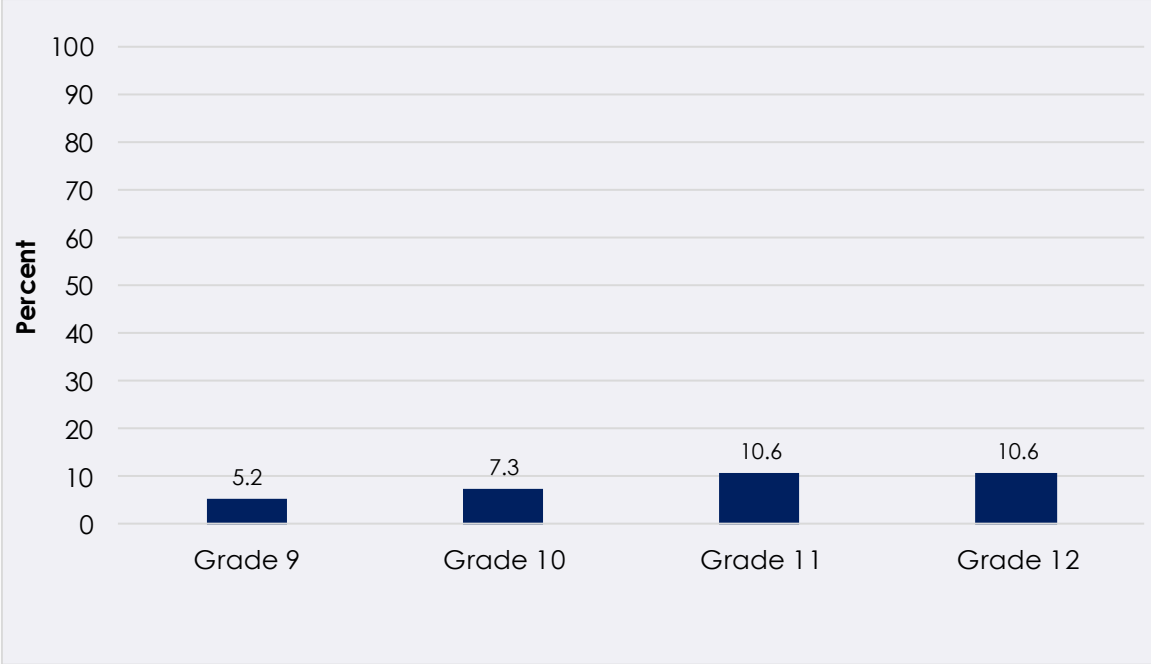
## Alcohol

Figure 5. Past 30 Day Alcohol Use by Grade



Source: Bristol-Warren RISS, 2016

Figure 6. Past 30 Day Binge Drinking by Grade



Source: Bristol-Warren RISS, 2016

Table 1. Alcohol Risk Factors in Bristol-Warren

Measure	Percent
Five or More Drinks Once/ Twice per Week: Great or Moderate Risk	68.2
Parents Think Wrong/Very Wrong Have 1 or 2 Drinks Nearly Every Day	93
Friends Think Wrong/Very Wrong Have 1 or 2 Drinks Nearly Every Day	76
Easy/Very Easy get Alcohol	62

Source: Bristol-Warren RISS, 2016

Table 2. Alcohol Indicators in Warren

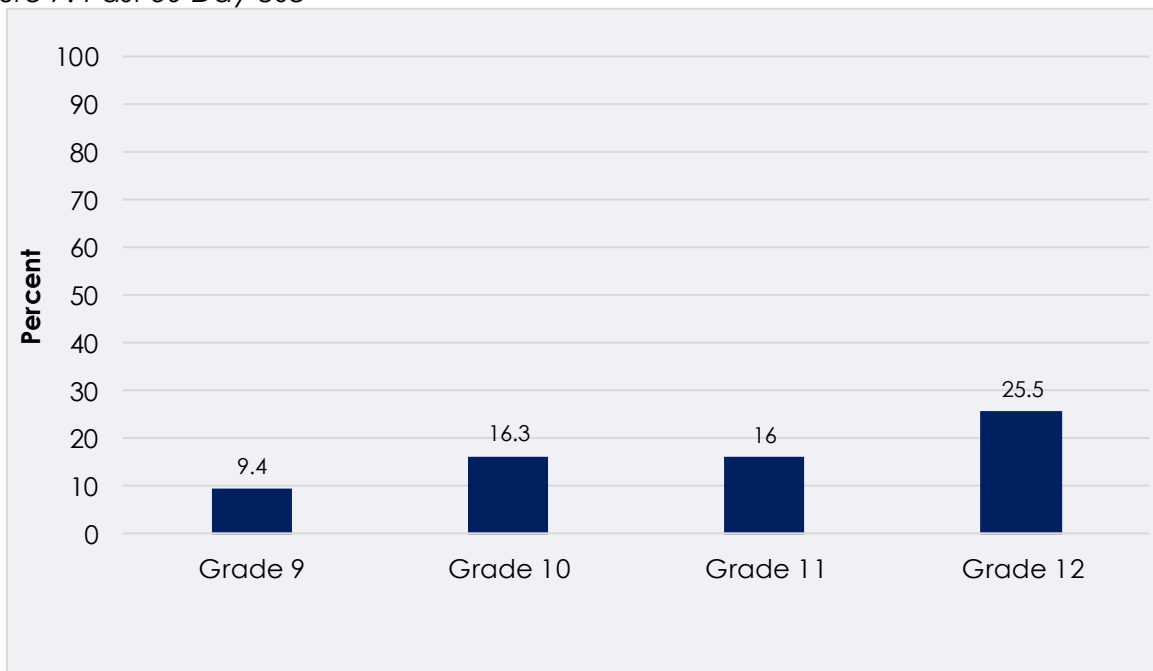
Indicator	Estimate
Arrests for Liquor Law Violations (2015)	3#
Arrests for DUI (2015)	17#
Adults 60+ Who Were Excessive Drinkers*	11%

Source: RI Uniform Crime Reports (Arrests) and Tufts Health Plan Foundation, Rhode Island Healthy Aging Community Profile (Excessive Drinkers)

\*Pooled community estimate for Barrington, Bristol, and Warren

## Marijuana

Figure 7. Past 30 Day Use



Source: Bristol-Warren RISS, 2016

Table 3. Marijuana Risk Factors in Bristol-Warren

Measure	Percent
Smoke Marijuana Once/ Twice per Week: Great or Moderate Risk	39
Parents Think Wrong/Very Wrong Smoke Marijuana	87
Friends Think Wrong/Very Wrong Smoke Marijuana	53
Easy/Very Easy get Marijuana	60

Source: Bristol-Warren RISS, 2016

## Marijuana Testimony

On behalf of the Police Chief's Association, Chief Palmer of the Hopkinton Police Department spearheaded an effort that involved documenting examples of marijuana-related crime in every Rhode Island community. Each Rhode Island Chief of Police contributed examples of serious criminal activity experienced in their local communities in their efforts to address marijuana-related crime. Earlier this year, these examples were presented to the Rhode Island state legislature in testimony given by Chief Palmer.

"On February 28th, 2017, three juvenile teens were involved in arson at our Town Common causing damage to one of the Memorial Monuments. Two of the juveniles confirmed through their statements that they were smoking marijuana and a concoction called ""lean"", which consists of Robitussin and Sprite. One stated: ""between the drink and smoking of pot, it messes with your head and makes you go on a small trip and gives you a little high"". Two of three juveniles were charged with 4th degree Arson and Conspiracy.

On December 18, 2016, Warren Officers responded to Rt. 136 for a report of erratic operation of a vehicle having a flat tire. The female operator (25) had pulled off to an adjacent bank parking lot, was wearing a Santa Claus hat and officers could smell both recently burnt marijuana on her clothing and alcohol on her breath; both were located in the vehicle. Officers observed one of her tires in shreds and the rim was damaged which indicated the vehicle had been driven a significant distance on a flat tire. The operator kept asking the officers why they were present; failed an SFST and refused a chemical test and was uncooperative. While being escorted to the cell block area, she punched the Sergeant in the face with a closed fist. She was screaming, crying and telling officers she was going to kill herself and placed her head inside the cell toilet bowl. The Supervisor requested rescue based on the defendant's actions. She was charged with DUI (B.A.C. Unknown) 1st Offense, Simple Assault, Resisting Arrest and Disorderly Conduct. She produced a valid medical marijuana card so she was not cited for the possession of MJ. It should be noted that Narragansett PD arrested the same defendant on January 1st 2017 and was charged with D.U.I. 15 or greater, Reckless Driving, 2CTs of Simple Assault, Disorderly Conduct and Resisting Arrest.

On December 3rd, 2016, Warren officers were dispatched to a call of a female motorist suffering from a seizure and now pulled off to the side of the road on Rt. 136. Rescue personnel were attending to the 28 year old and detected marijuana and subsequently confiscated two containers of medical marijuana. The female did not have her Medical Marijuana card on her person, but later was able to produce a valid card. She was arrested on a bench warrant for failing to appear for a cost review related to her felony conviction in 2014 as a result of drug offenses in Bristol, RI.

On August 15, 2016, Warren officers responded to a call of a male in the downtown area that appeared to have an emotional issue, pacing back and forth and talking to himself. The officers arrived and saw the male (26) walking barefoot and bleeding through heavy vehicle traffic to the other side of the street. He was rocking from side to side, back and forth uncontrollably. Officers detected the odor of marijuana and later seized marijuana from his backpack in addition to heroin, prescription pills and other drug paraphernalia. The suspect was later charged with possessing heroin and cited for the marijuana possession.

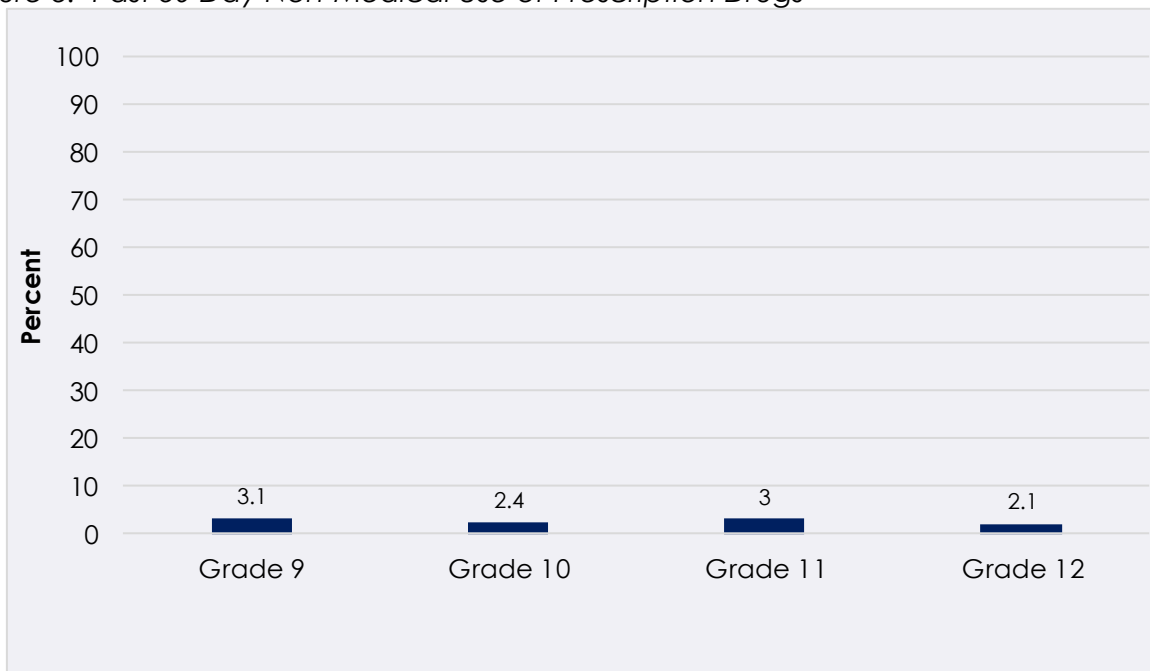
On July 19, 2016, Officers were dispatched to a motor vehicle crash, car vs pole, on Rt. 136 resulting in at least one business losing power. The telephone pole was split in half and the vehicle had flipped on its side. The operator, a 20 year old male, stated he had dozed off, but officers detected recently burnt marijuana. Officers located a bag of marijuana on the front passenger seat resulting in the operator being cited for possessing less than an ounce, 1st offense. Due to the distribution transformer splitting open upon impact, transformer and other hazardous liquids spilled on the roadway which was near the Palmer River requiring Clean Harbors being dispatch for cleanup.

On June 18th, 2016, officers were dispatched to an erratic operator (32 year old male) call on Rt. 136 where the caller reported the suspect vehicle was bouncing off curbs. An officer got behind the vehicle and observed the suspect operator glide in and out of the breakdown lane with both passenger tires. The operator would not pull over, rather kept moving at a slow speed until finally stopping upon seeing an additional officer arrive. The officer could smell a strong odor of recently burnt marijuana. The operator freely offered he had just smoked pot while fishing and officers located a bag of marijuana less than an ounce on the passenger seat. The operator was charged with D.U.I. (B.A.C. unknown) 1st offense, Refusal to Submit to Chemical Test and cited for travelling in the emergency lane."



## Other Drugs

Figure 8. Past 30 Day Non-Medical Use of Prescription Drugs



Source: Bristol-Warren RISS, 2016

Table 4. Prescription Drug Related Risk Factors in Bristol-Warren

Measure	Percent
Use Prescription Drugs not Prescribed to Them: Great or Moderate Risk	84.1
Parents Think Wrong/Very Wrong use Prescription Drugs not Prescribed to you	98
Friends Think Wrong/Very Wrong use Prescription Drugs not Prescribed to you	88

Source: Bristol-Warren RISS, 2016

Table 5. Drug Related Indicators in Warren

Drug Related Indicators	Number
Drug-Related Arrests - (2015)	11
Drug-Related Arrests – Equipment (2015)	0
New Needle Exchange Clients (2015)	No Data
All Needle Exchange Clients (2015)	No Data
Overdose Deaths (2016)	<5
ED Visits for Drug Overdoses (Feb 2016-March 2017)	17
Doses of Naloxone Administered (2016)	13
Pounds of Prescription Medication Collected (April 2017)	15

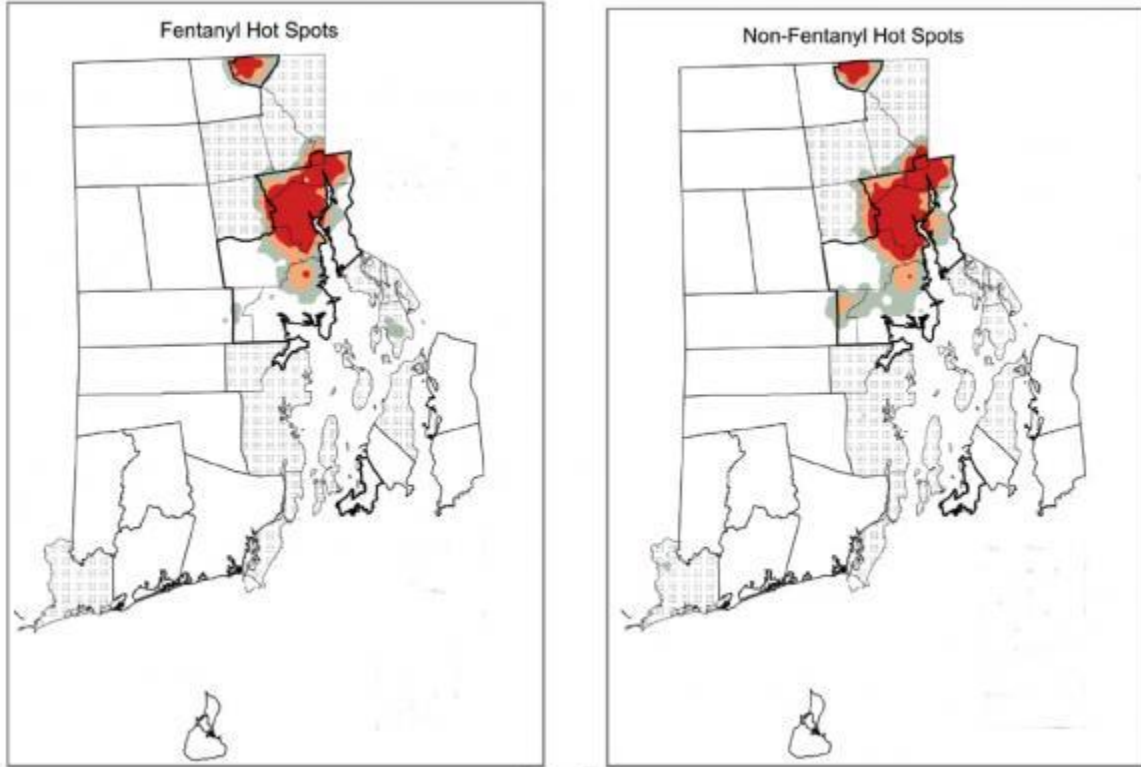
Sources: RI Uniform Crime Reports (Arrests), RI Department of Health (Needle Exchange), preventoverdoseri.org (Overdoses, ED Visits, Naloxone), Rhode Island Drug Take Back (Rx medication collected)

Table 6. Overdose Deaths in Warren

	2014	2015	2016
Number of Deaths	8	<5	<5

Source: [Preventoverdoseri.org](http://Preventoverdoseri.org)

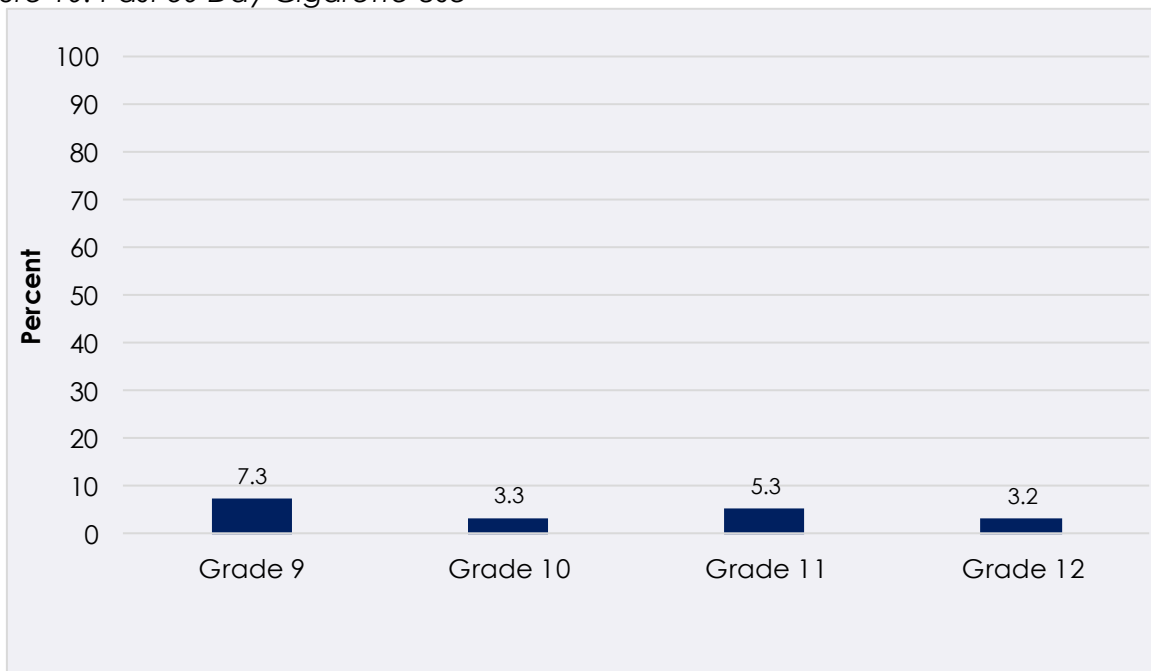
Figure 9. Fentanyl and Non-Fentanyl Overdose Deaths in Rhode Island



Source: Brown University study by Marshall et al. (2017)

## Tobacco

Figure 10. Past 30 Day Cigarette Use



Source: Bristol-Warren RISS, 2016

Table 7. Smoking Risk Factors in Bristol-Warren

Measure	Percent
Smoke one or More Packs of Cigarettes per day: Great or Moderate Risk	82.3
Parents Think Wrong/Very Wrong Smoke Tobacco	95
Friends Think Wrong/Very Wrong Smoke Tobacco	77
Easy/Very Easy get Cigarettes	56

Source: Bristol-Warren RISS, 2016

Table 8. Tobacco Indicators

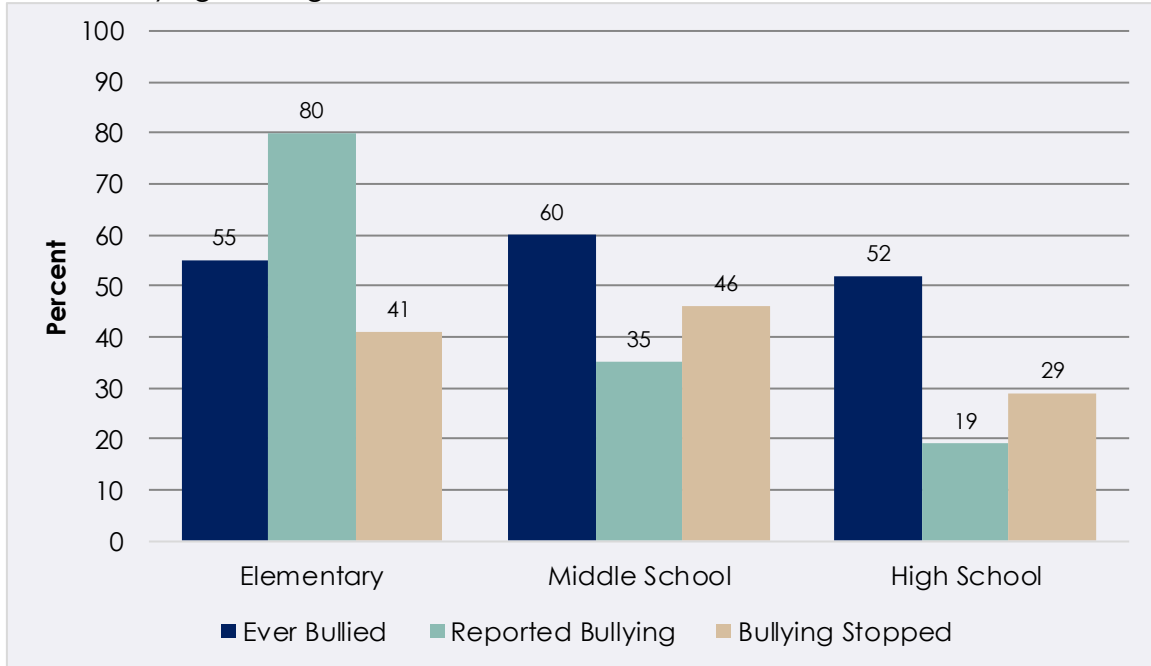
Indicator	Percentage
Elderly (60+) Who Smoke	5.8%

Source: Derived from BRFSS data by Tufts Health Plan Foundation, Rhode Island Healthy Aging Community Profile. Pooled estimate for Barrington, Bristol, and Warren.

## VIOLENCE

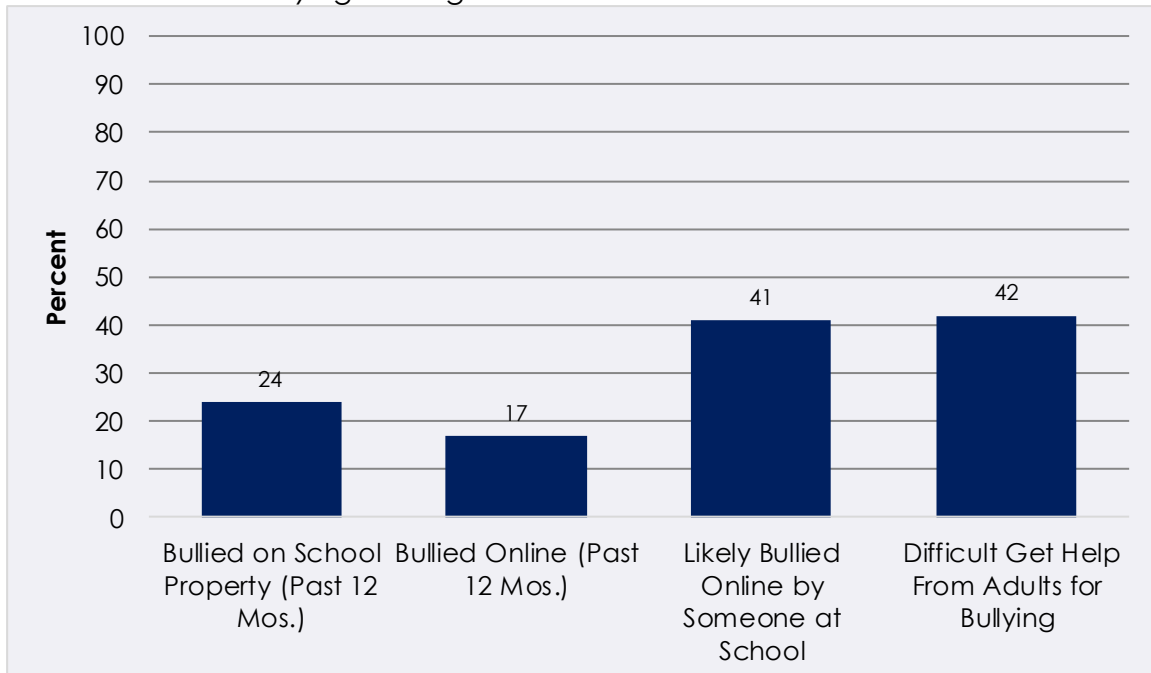
### Bullying

Figure 11. Bullying among Bristol-Warren School Children



Source: RI Kids Count, 2017

Figure 12. Past Year Bullying among Bristol-Warren School Children



Source: SurveyWorks, 2016-2017

## Assaults and Other Violence

Table 9. Dating Violence among Bristol-Warren Middle and High School Students

School District	Percent Reporting Dating Violence
Bristol-Warren	7%

Source: SurveyWorks, 2016-2017

Table 10. Students who Worry about Violence at Their School

District	Percent
Bristol-Warren	42%

Source: SurveyWorks, 2016-2017

Table 11. Assaults in Warren

Measure	Estimate
In a Physical Fight (Mount Hope High)	11%
Arrests for Assault Offenses (Juveniles)	1#

Source: RI Kids Count, 2017

Table 12. Weapons in Warren

Measure	Estimate
Saw Another Student Bring a Weapon to School (Mount Hope High)	12%
Arrests for Weapons Offenses (Juveniles)	0#

Source: RI Kids Count, 2017

Table 13. Involvement in the Criminal Justice System in Warren

Measure	Estimate
Youth at the Rhode Island Training School	1#
Incarcerated Parents	6#
Children of Incarcerated Parents	12#

Source: RI Kids Count, 2017

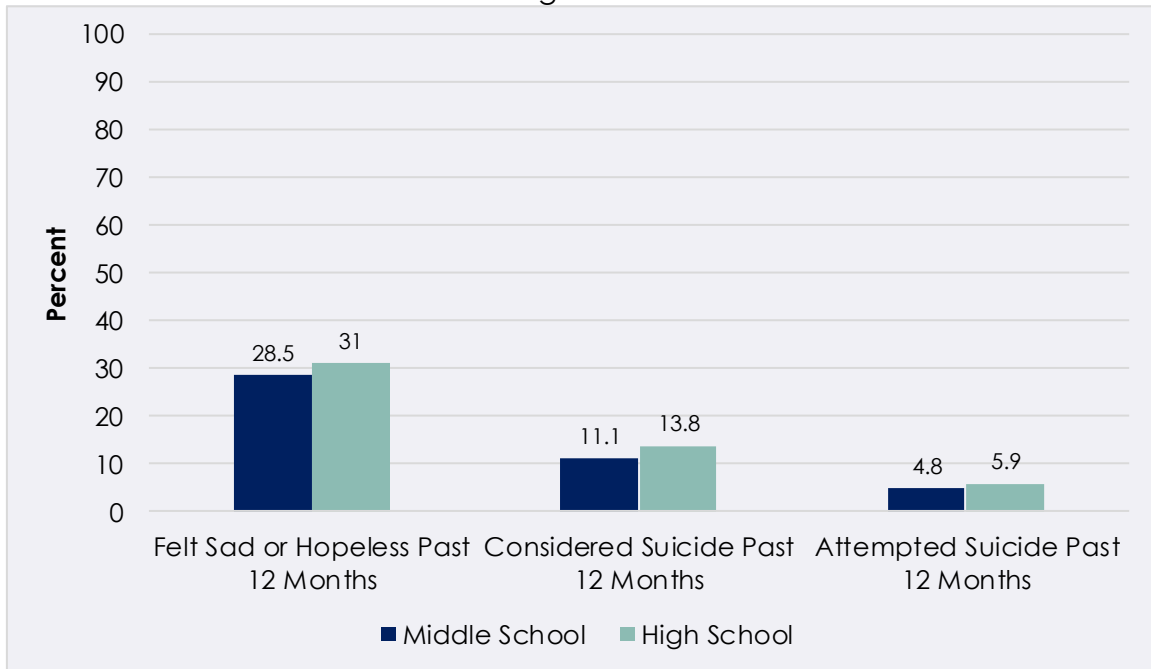
Table 14. Abuse and Neglect in Warren

Measure	Estimate
Arrests for Non-Violent Family Offenses	0#
Domestic Violence Arrests with Children Present	35#
Abused/Neglected Children	37#

Source: RI Kids Count, 2017

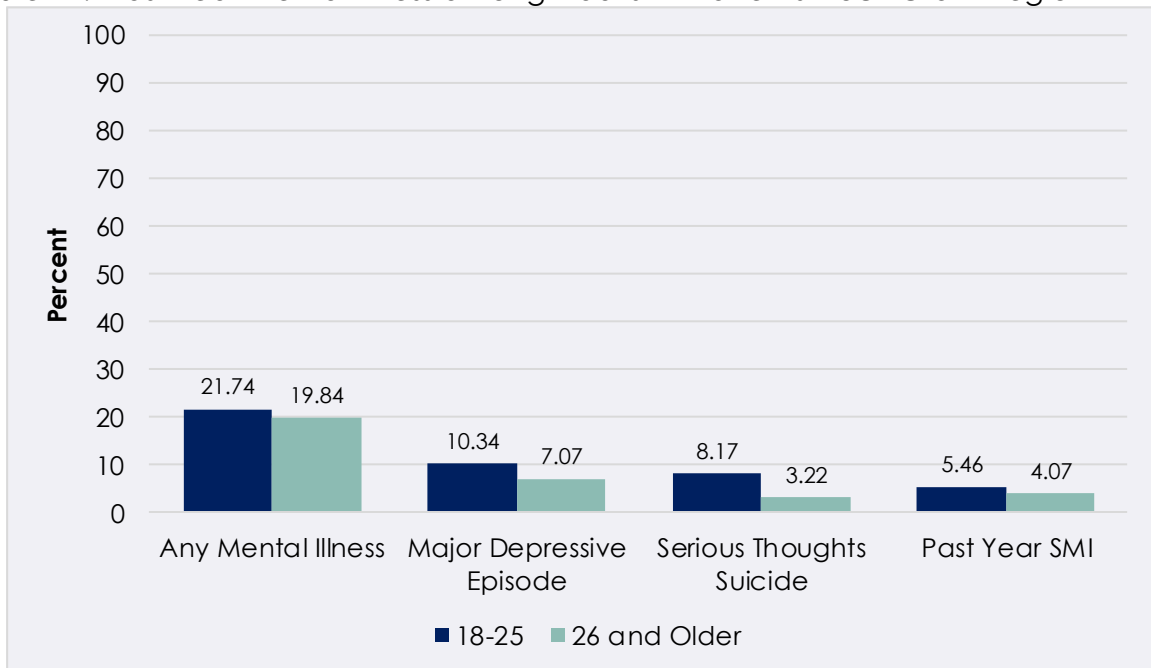
## MENTAL HEALTH

Figure 13. Mental Health Problems among Bristol-Warren Youth



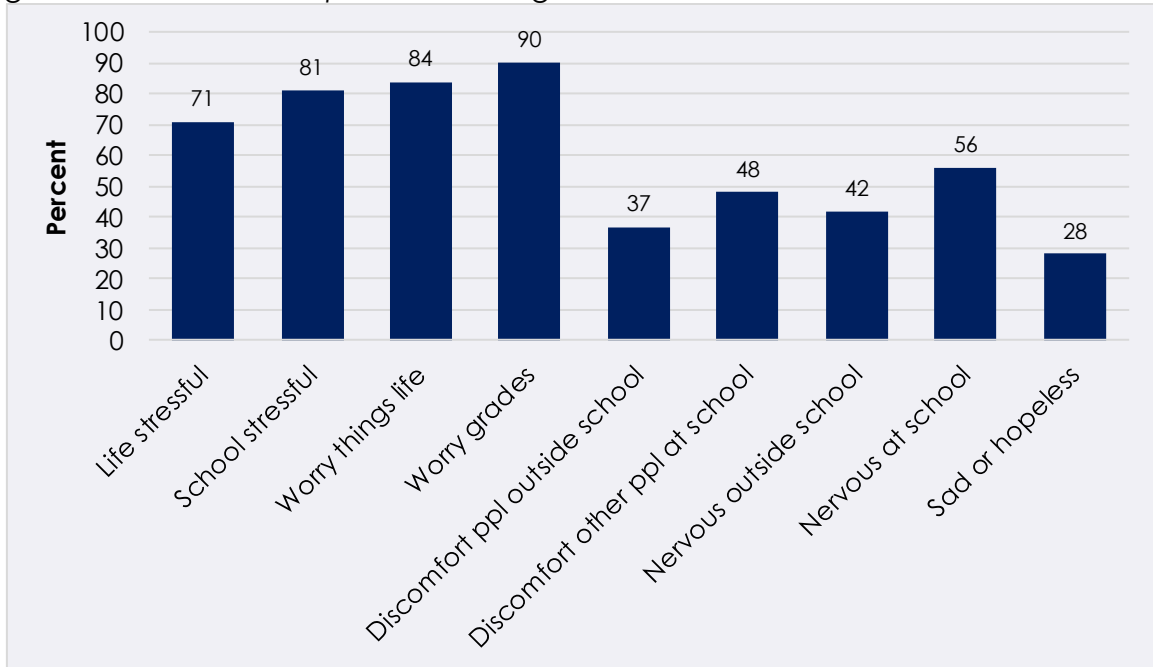
Source: SurveyWorks, 2013-2014

Figure 14. Past Year Mental Illness among Adults in Warren's Block Grant Region



Source: National Survey on Drug Use and Health Substate Estimates: 2012-2014

Figure 15. Stress and Depression among Bristol-Warren Public School District Students



Source: SurveyWorks, 2016-2017

Table 15. Stress and Anxiety among Adults in the Northeast

Mental Health Issue	Percent of Adults
Felt Nervous all or Most of the Time	4.8%
Felt Nervous Some of the Time	13.8%
Felt Restless all or Most of the Time	5.6%
Felt Restless Some of the Time	12.4%
Serious Psychological Distress	3.0%

Source: 2015 National Health Interview Survey

Table 16. Mental Health among Local Seniors Aged 60 and Over

Mental Health Issue	Percent of Seniors
Poor Mental Health Last Month*	5.4%
Ever Diagnosed with Depression	31.2%

Source: Tufts Health Plan Foundation, Rhode Island Healthy Aging Community Profile.

\*Estimate is pooled for Barrington, Bristol, and Warren.

## RISK AND PROTECTIVE FACTORS

### Poverty

Table 17. Poverty in Warren

Item	Number with Risk Factor	Percent of Relevant Population
Children in Poverty	297	16%
Children Identified as Homeless by School Personnel (Bristol-Warren)	17	0.53%
Births to Mothers with Only a High School Diploma	102	22%
Births to Mothers with No Diploma	37	8%
Children Receiving SNAP	352	18%
Children Eligible for Free or Reduced-Price Lunch (Bristol-Warren)	1,048	33%

Source: RI Kids Count, 2017

\*Population Derived from American Community Survey

Table 18. Service Underutilization in Bristol-Warren

Item	Percent of Relevant Population
Potentially Eligible Populations not Receiving WIC	59%
Low Income Children Skipping Free School Breakfast	84%

Source: RI Kids Count, 2017

### Transitions and Mobility

During the 2015-2016 school year, 11% of children in the Bristol-Warren public school system changed schools (RI Kids Count, 2017).

### Poor Academic Performance

Table 19. Indicators of Academic Problems in Bristol-Warren

Item	Percent of Relevant Population
<b>Reading</b>	
Third Graders not Meeting Reading Expectations	52%
Seventh Graders not Meeting Reading Expectations	48%
<b>Math</b>	
Third Graders not Meeting Expectations in Math	44%
Fourth Graders not Meeting Expectations in Math	53%
Fifth Graders not Meeting Expectations in Math	53%
Sixth Graders not Meeting Expectations in Math	72%
Seventh Graders not Meeting Expectations in Math	60%

Source: RI Kids Count, 2017



## Lack of Commitment to School

Table 20. Indicators of Low Commitment to School in Bristol-Warren

Item	Percent of Relevant Population
K-3 Grade Students Who Were Chronically Absent	8%
Middle School Students Who Were Chronically Absent	17%
High School Students Who Were Chronically Absent	27%
High Students Who Did Not Graduate in Four Years	10%
Students Who Dropped Out After First Year of College	48%

Source: RI Kids Count, 2017

## Anti-Social Behavior

During the 2015-2106 school year there were 1,032 disciplinary actions in the Bristol-Warren public schools (RI Kids Count, 2017).

## Positive School Climate

Table 21. School Climate Indicators in Bristol-Warren

School	Percent Reporting "Favorable Response"
School Has Positive Energy	46%
At Least One Teacher or Adult Can Talk to about Problems	88%

Source: SurveyWorks, 2016-2017

## Family Environment

Table 22. Family Indicators in Bristol-Warren

Indicator	Percent
Talked with at Least one Parent about Dangers of ATOD use in Last 12 Months	39.5%
Family has Clear Rules about Alcohol and Drug use: Strongly Agree or Disagree	18.6%

Source: Bristol-Warren RISS, 2016

# COMMUNITY CONTEXT

Table 23. Contextual Factors in Bristol-Warren that Inform Intervention Selection

Item	Percent of Relevant Population
English Language Learners	2%
Students Receiving Special Education Services	10%
Schools Identified for Intervention	0%

Source: RI Kids Count, 2017